

## How to get into the Mines Minecraft world

**First**, check to see if your device is compatible

**Second**, see which version of Minecraft you have

**Third**, input the server ip for the version of Minecraft you have

### Is your device compatible?

Minecraft can be run on three primary platforms.

- **Computer, or “pc”**
- **Mobile, which is on a phone or tablet**
- **Console, which includes Xbox, PlayStation, and Nintendo Switch**

If you have Minecraft on a computer or a mobile device, you are able to connect to the world. Joining from a computer will run smoother than on a mobile device, but not everyone has a computer, so the option to join on mobile is there.

*Consoles (Xbox, PlayStation, and Switch) are currently not able to join the world without extra modification, which will be explained at the end.*

### Which version of Minecraft do you have?

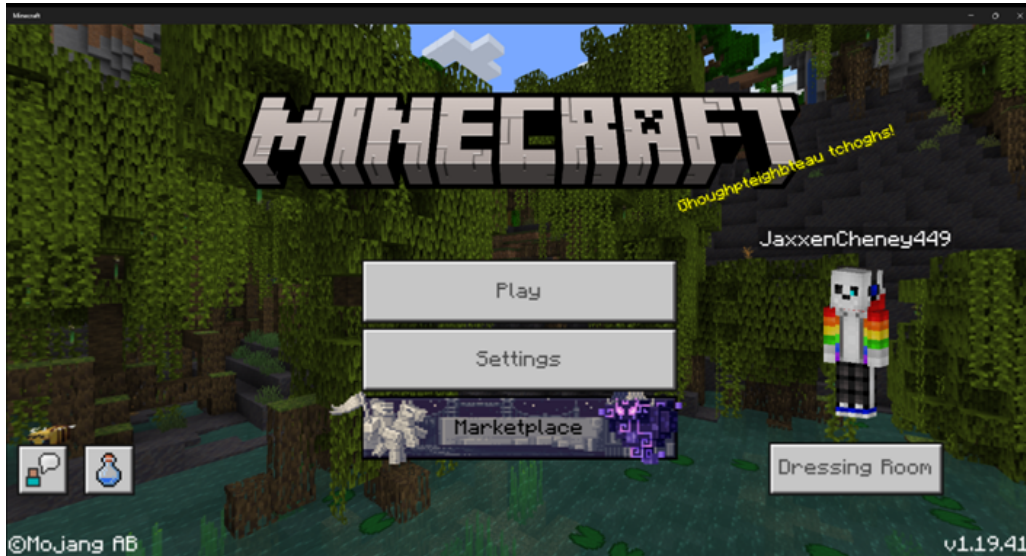
There are two distinct versions of Minecraft, Java and Bedrock.

Java only runs on computers. Bedrock runs on computer as well, but any device that is not a computer will be running Bedrock. Pocket Edition, which runs on phones and tablets, is also considered Bedrock Edition.

**On a computer, the title screen for Java Edition will look like this:**



On a computer, the title screen for Bedrock Edition will look like this:



The main difference is how the title screens are arranged, and which tabs take you to what options. You can distinguish which version you have on computer just by looking at it. The default Minecraft launcher will also tell you which version you are about to launch.

On a phone or tablet, the title screen for Bedrock Edition will look the same. All of these screenshots are taken on the 1.19.2 launch screen as of November 2022, and may be outdated in the coming months.

Screenshots of console launch screens are not included, but consoles run Bedrock edition as well, so they will look similar.

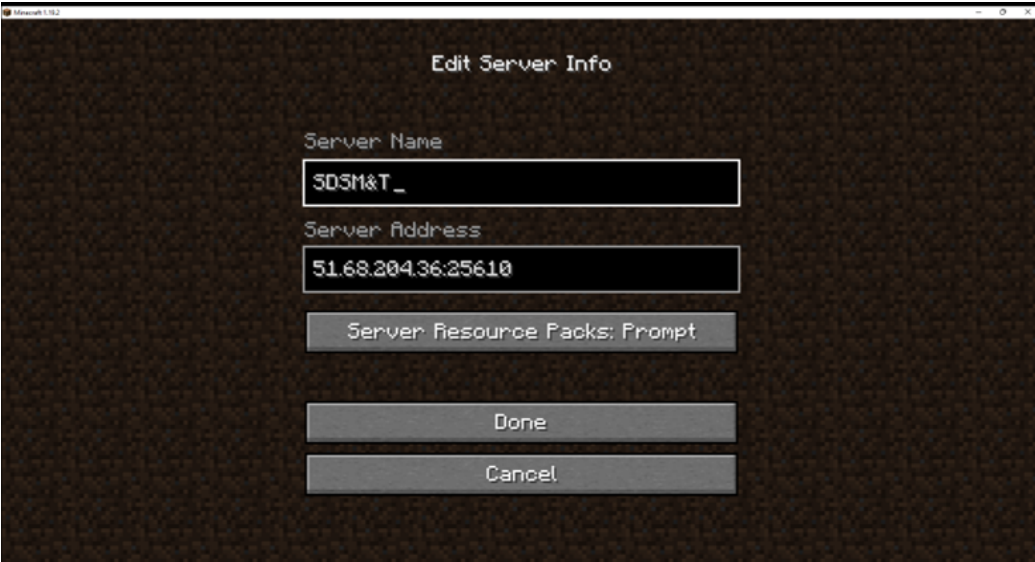
**How do you input the server ip into your server list?**

**On Java Edition**

On Java edition, putting the server ip into your server list is simple. From the title screen, you want to go to the **“Multiplayer”** tab, as shown below.



From there, you want to select **“Add Server”** on the right and input the following:  
**Server Name:** You can put whatever you want to help you identify the server, it doesn't matter  
**Server Address:** 51.68.204.36:25610

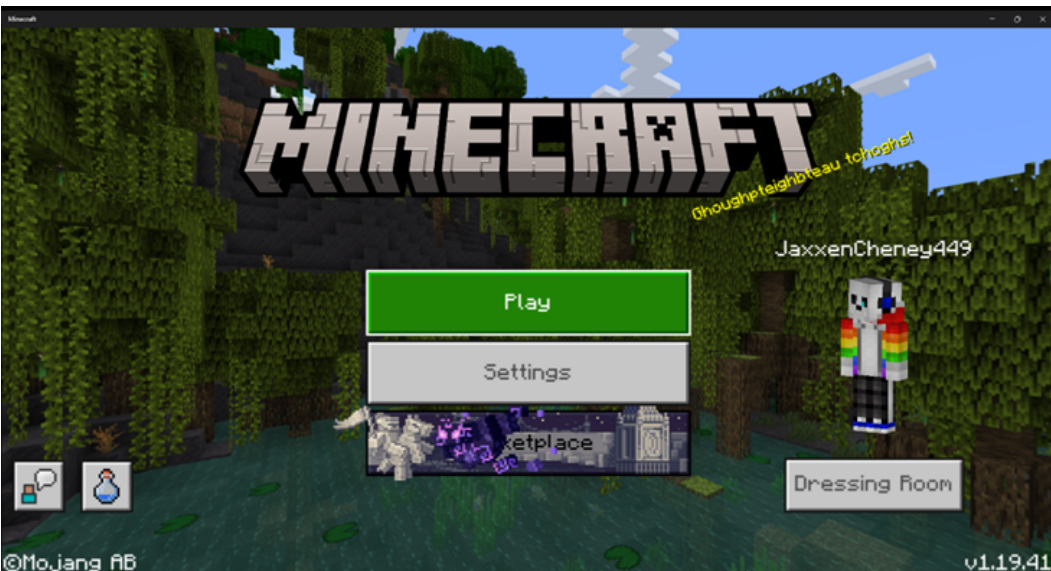


Select “**Done**” and the server should appear in your server list. You can double click it to connect, or select “**Join Server**” in the bottom left corner.

### On Bedrock Edition

On Bedrock Edition, adding an external server can be a bit trickier. The Mines server is originally hosted on Java, but the GeyserMC plugin allows Bedrock players to join.

If you join on Bedrock, be aware that Bedrock is not the native version that this server is on, and there may be some lag. Joining on Java Edition works the best. To get to your server list on Bedrock Edition, select the “**Play**” button on the title screen, as shown below.





From there, there will be three tabs. Select the far right tab, the one labeled “Servers.”



You will see several featured servers that are added by default. Scroll all the way down in the “Featured Servers” column and select the “Add Server” option on the bottom. Input the following:

**Server Name: The server name can be whatever you want, and is meant to help you identify what it is**

The Server Address and Port are different between the two versions of Minecraft. You want to split the address you used for Java into two parts, the numbers before the colon and the numbers after the colon.

The Server Address contains all the numbers before the colon, and the Port contains all the numbers after the colon.

Input as follows:

**Server Address: 51.68.204.36**

**Port: 25610**



**Make sure you save the server. It will appear at the very bottom of your server list.**

To join, select the server under “**Additional Servers**” and select “**Join Server.**”

### **An important note on joining from Bedrock:**

The server is meant to run on Java Edition, not Bedrock Edition. I have to keep updating the plugins to allow Bedrock players to join. Sometimes they expire; if this happens to you, please be patient and email me:

**[jaxxen.cheney@mines.sdsmt.edu](mailto:jaxxen.cheney@mines.sdsmt.edu) or [jaxxencheney@gmail.com](mailto:jaxxencheney@gmail.com)**

**My discord is #Jaxxen6984 (For people who use discord)**

*An article on how to join from console (Xbox, PlayStation, Switch):*

<https://wiki.geysermc.org/geyser/using-geyser-with-consoles/>

**There is also a discord server for those who want to work on the project, share experiences, and contribute. The following link is for this server:**

<https://discord.gg/bp6p4XmdKs>